







School Building Legend

-  Electric Shut Off
-  Natural Gas Meter
-  Water Main Off
-  Principal
-  Electronic Card Access
-  On-site Gathering Point
- Off-site: LDS Church
4195 S 6000 W



Hillside Elementary

4283 S 6000 W

385-646-4870

